

你能解释交易的 Bitcoin 和 XID 的过程。

You will explain the procedure for trading Bitcoin and XID.

1. Registration of account

账号注册

2. Send bitcoin to ccex

发送比特币给 CCEX

3. Method of trading Bitcoin and XID

比特币交易和 ID 的方法

1. Registration of account

账号注册



Please access the <https://c-cex.com>

请访问 <https://c-cex.com>

CCEX is compatible with the Chinese. Please click on the Chinese flag

CCEX 与中国兼容.

请点击中国国旗


Please click on the Create account

请点击创建账户

请输入 E-mail · 登录 · 密码 · 密码 (再一次)



You will receive an e-mail  
您将收到一封电子邮件



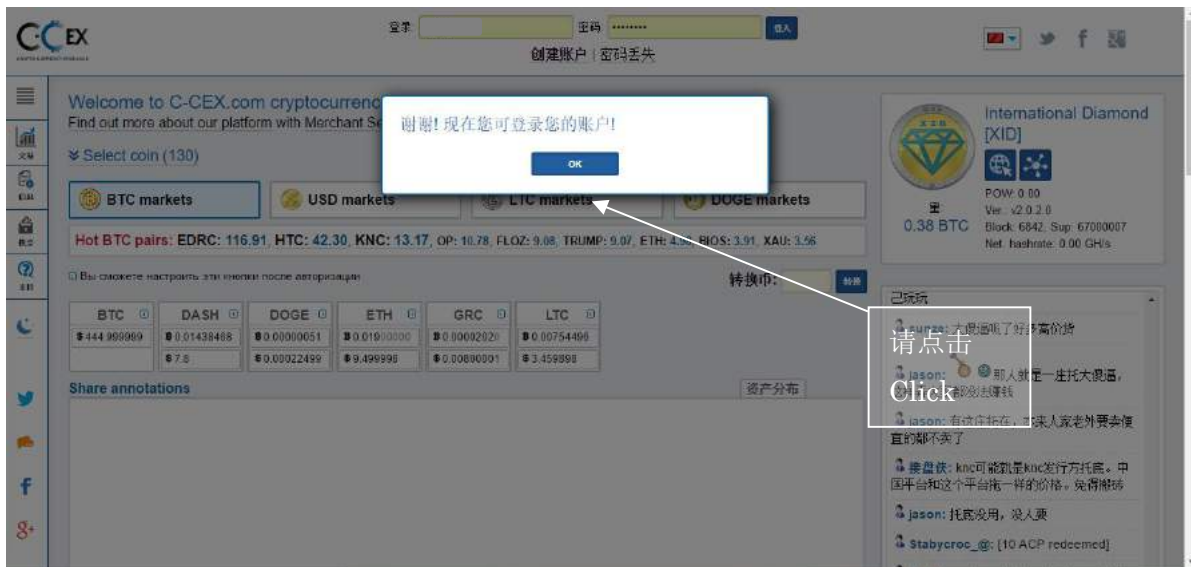
We Welcome You to our exchange! We are working hard to keep it secure, improve and bring new features.  
Please, use our "Support" section for feedback or questions. Our response time is very fast.

[Click this link to activate Your account!](https://c-cex.com/?id=rc&code=)  
(<https://c-cex.com/?id=rc&code=> )

Sincerely, [C-CEX.com](https://c-cex.com) team.

[Twitter](#) | [Facebook](#) | [Google Plus](#)

请点击  
Click



Registration of the account is now complete.

帐号注册现已完成。

You can use the wallet of CCEX

您可以使用 CCEX 的钱包

The next step is to create a Bitcoin address.

Get ready to receive a bit coins from other Bitcoin Wallet

下一步骤是创建一个比特币地址。

准备好从其他比特币钱包接收一位硬币



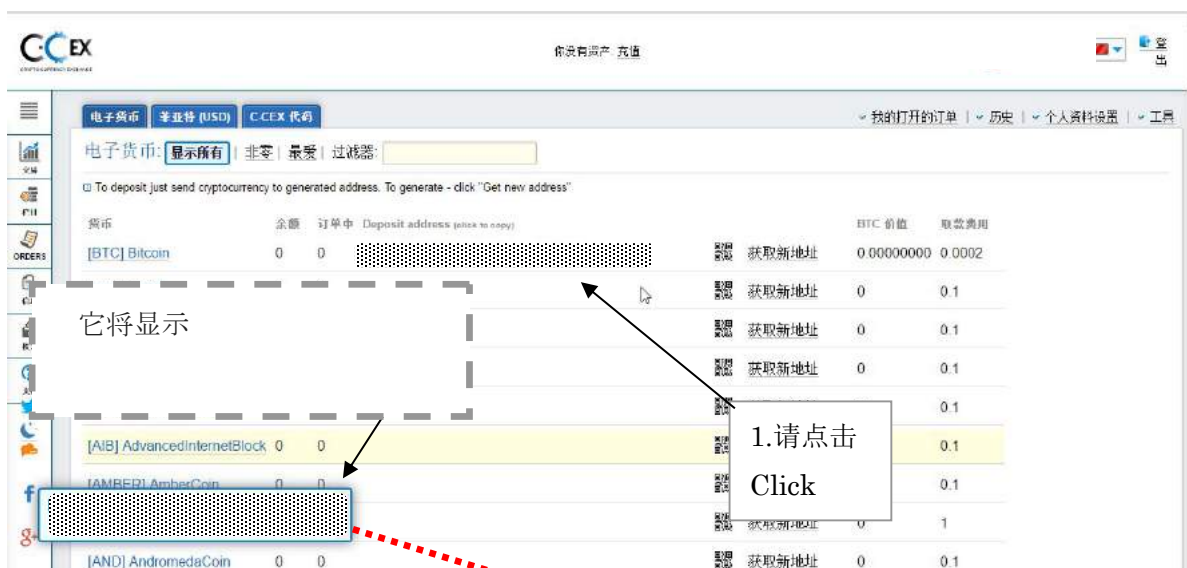
Bitcoin address has been created

比特币地址已创建

It sends Bitcoin in this Bitcoin address

它发出了一个有点硬币在这个比特币地址

## 2. Send bitcoin to ccex 发送比特币给 CCEX



请从其他比特币钱包 Bitcoin 的钱包 ccex 付款

Please make a payment from other Bitcoin wallet to Bitcoin Wallet ccex

Copy&Paste

您可以从世界各地的 Bitcoin 钱包存款。

You can deposit from Bitcoin wallet around the world .

It describes as an example the ANX.

它描述作为例子的 ANX 。



您可以为您在 15 分钟左右的存款金额

You can check the deposit amount in about 15 minutes.



Bitcoin remittance can be done from withdraw

login→withdraw→Select the Bitcoin(CURRENCY)→Enter the amount of money→Paste the CCEX Bitcoinaddress→click the withdraw

Most of the Bitcoin wallet will be the same as such a procedure .

比特币汇款可以退出做

登录→提款→选择比特币（货币）→输入金额→粘贴 CCEX Bitcoinaddress→点击提取

大多数比特币的钱包的将是相同的这样的程序。

如何从 okcoin 到 ccex 派位硬币 PDF <http://xidcoin.com/zhc/okcoin.pdf>

如何从 BTCCHINA 到 ccex 派位硬币 PDF <http://xidcoin.com/zhc/btcc.pdf>

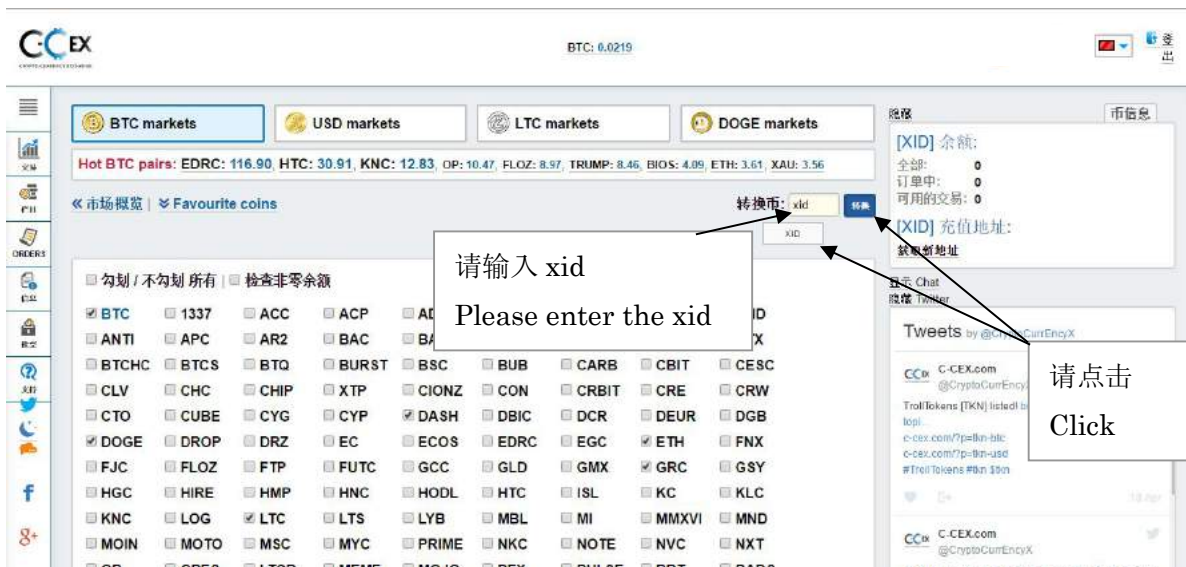
如何从 houbi 到 ccex 派位硬币 PDF <http://xidcoin.com/zhc/huobi.pdf>

如何从 anx 到 ccex 派位硬币 PDF <http://xidcoin.com/zhc/anx.pdf>

BTCC officialguide <https://www.btcc.com/page/guidewithdraw>

ANX officialguide <http://tutorials.anxbtc.com/deposit>

### 3. Method of trading Bitcoin and XID 比特币交易和 XID 的方法

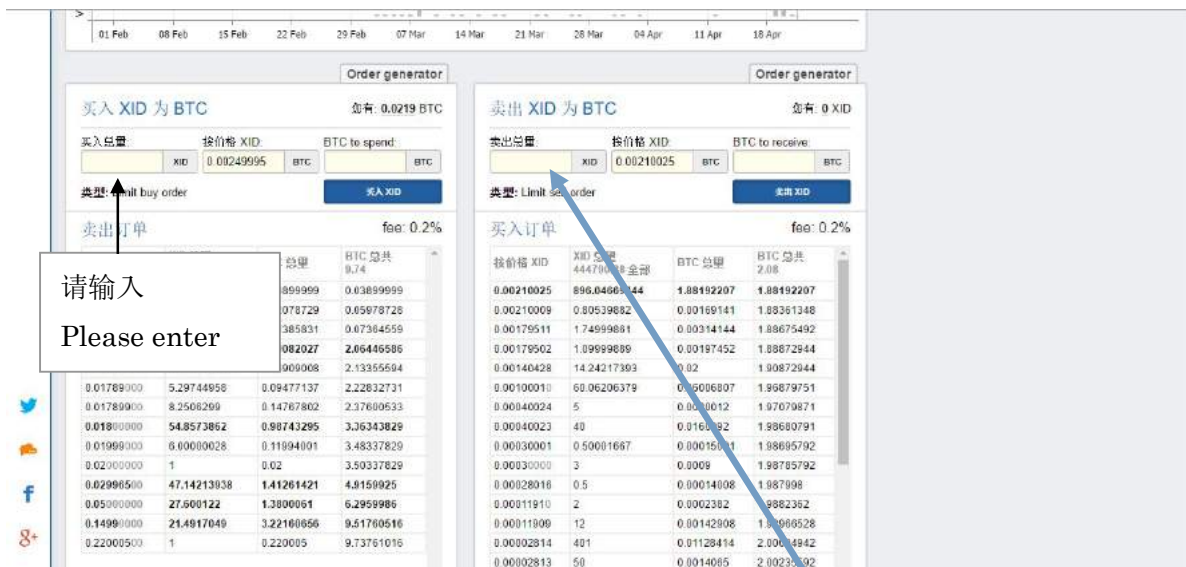


Please enter the XID to switchcoin.

Please click on the switchbutton

请输入 XID 到转换币。

请点击按钮转换



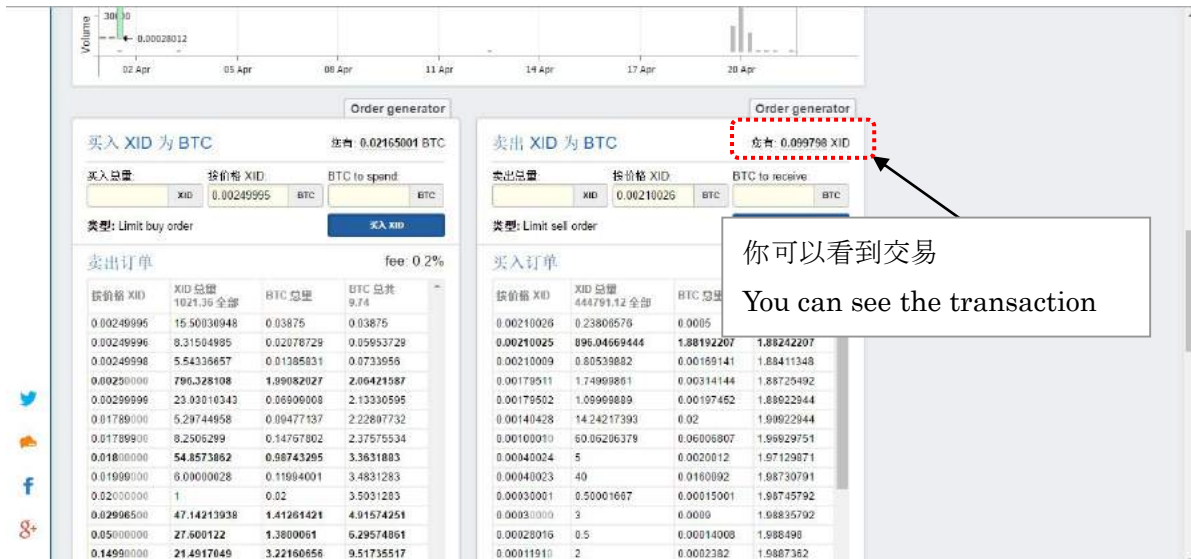
Enter the amount of money

输入的金额

Please try for a small first transaction

请尝试一个小第一笔交易

If when you want to sell XID, please enter it here  
如果当你想卖出 XID, 请在这里输入



Trading of Bitcoin and XID is now complete

比特币和 XID 的交易已完成

CCEX can be done very easily until the transaction from the registration of the account.

CCEX 可以很容易地进行, 直到从帐户的注册事务。